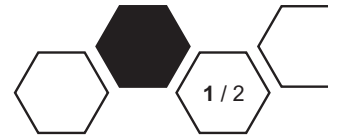


MultiPro 3G – the control system for tightening and press-in processes

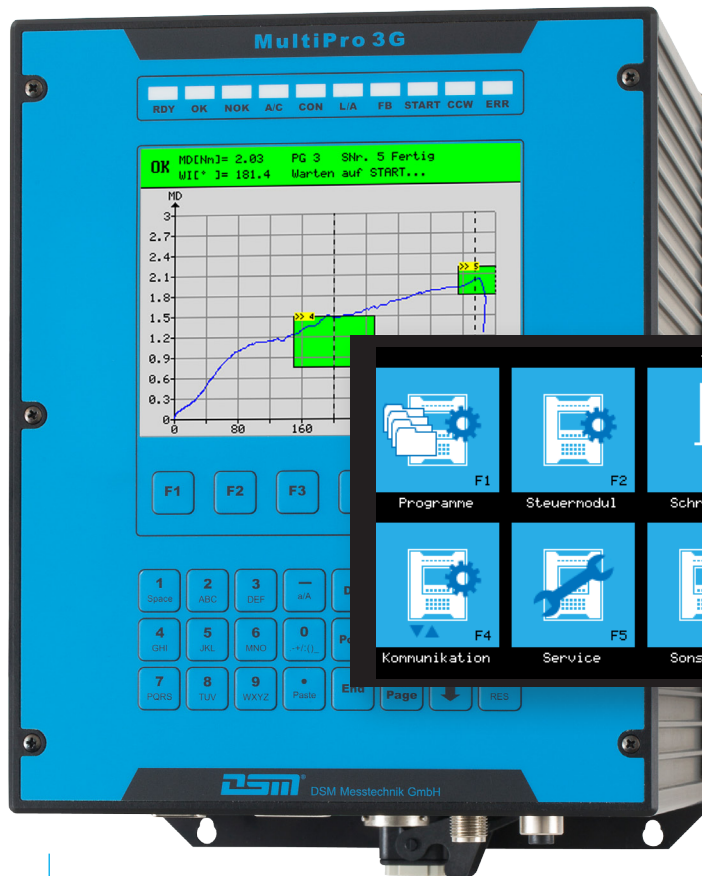


The combination of intuitive user-friendliness and a modular, scalable hardware and software concept created a basis that meets the current and future requirements in assembly 4.0. Flexible in application, because the installed firmware defines the use of the MultiPro 3G as a tightening or press-in system. Furthermore, the MultiPro 3G technology with the innovative scalable functional area enables the individual configuration of the scope of services. With a variety of configuration options, the MultiPro 3G offers a flexible solution for your assembly process, as well as for simple and complex tasks. DSM implements special modifications in a customer oriented and professional manner – a new generated function can be easily integrated into the MultiPro 3G as an add-on.

Use the MultiPro 3G result selection to evaluate the relevant result for your process.

Space-saving control system with integrated servo controller.

Freely configurable output and input area with the Dynamic Fieldbus from DSM.



12
Status
LED

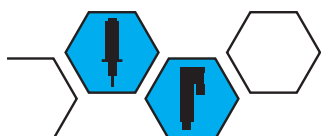
5,7"
Touch
colour
display

**One operating
and process
concept in the
assembly.**

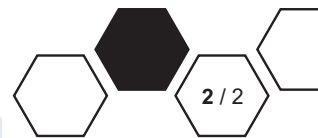
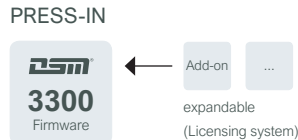
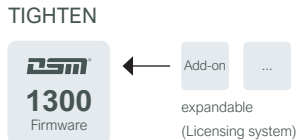
2 GB
internal
memory

2 GB
external
memory
(SLC)

The process defines the performance. With four slots the MultiPro 3G offers many possibilities for the installation of different optional modules. Measuring module for additional sensoric, TCP module, Fieldbus modules or the DIP PC module for the use of OPC UA.



Firmware



Processes

Turn in to torque / Turn in to angle of rotation /
Turn in to initiator / Turn in to yield strength /
Turn in to head contact / Turn out to angle
of rotation / Turn out to torque

Move to starting position / Move empty /
Move to length / Move to force /
Move to initiator / Move to external length

Functions

Envelope monitoring / Dynamic Fieldbus /
Result selection torque, angle of rotation /
Hold mode torque, position / Gradient detection /
Filter (low-pass, smoothing, head contact) /
Linearisation torque, angle of rotation / ...

Envelope monitoring / Dynamic Fieldbus / Result selection
force, length, external length / Hold mode force, position
/ Gradient detection / Filter (low-pass, smoothing) /
Linearisation force, length / Absolute length measurement,
Relative length measurement / ...

Programming

255 Programmes: 1 - 128 = Startable programs, 129 - 255 = Subprograms (for recurring process sequences)

Max. 200 lines (instructions) per program / max. 3000 program lines total

More than 40 instructions are available for sequence programming

A selected process forms a tightening stage / press-in stage. Up to 99 steps per program can be used to create the assembly process. Measured values memory, graphics memory, error memory, statistics memory for each step.

Display and keyboard



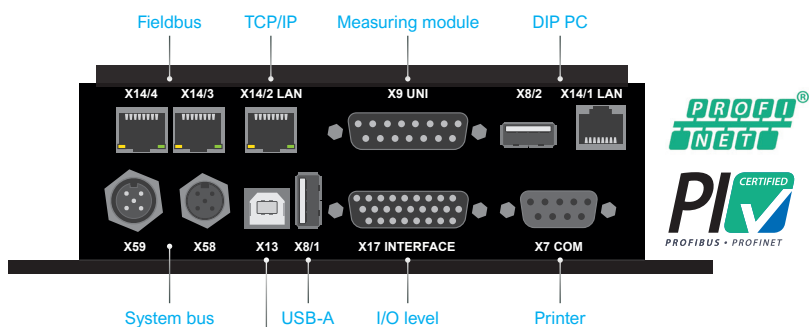
5,7" Touch colour display (14,48 cm diagonal), resolution 320 x 240 Pixel, TFT 262k colours, touchscreen: measuring value display, static display, graphics display with full screen mode and zoom function, user interface with intuitive operable icons

Status LED: Ready, OK, NOK, Memory A / C, Connection, Network, Fieldbus, Start, CCW / CW rotation, Error

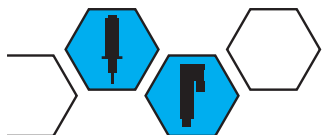
Function keys: F1 - F6 for configuration and programming, as alternative for touch operation

Keyboard: 15 keys (alphanumeric), 8 navigation keys

Connections and extensions



- Fieldbus: Profinet, EtherCAT, Modbus/TCP, EtherNet/IP, Profibus
- Systembus: Systembus devices, networking
- USB-A: Memory stick (data, screenshots)
- TCP/IP | USB-B: MPEC software (setting, analysis)
- I/O level: 8 inputs, 8 outputs



Dimensions and weight

